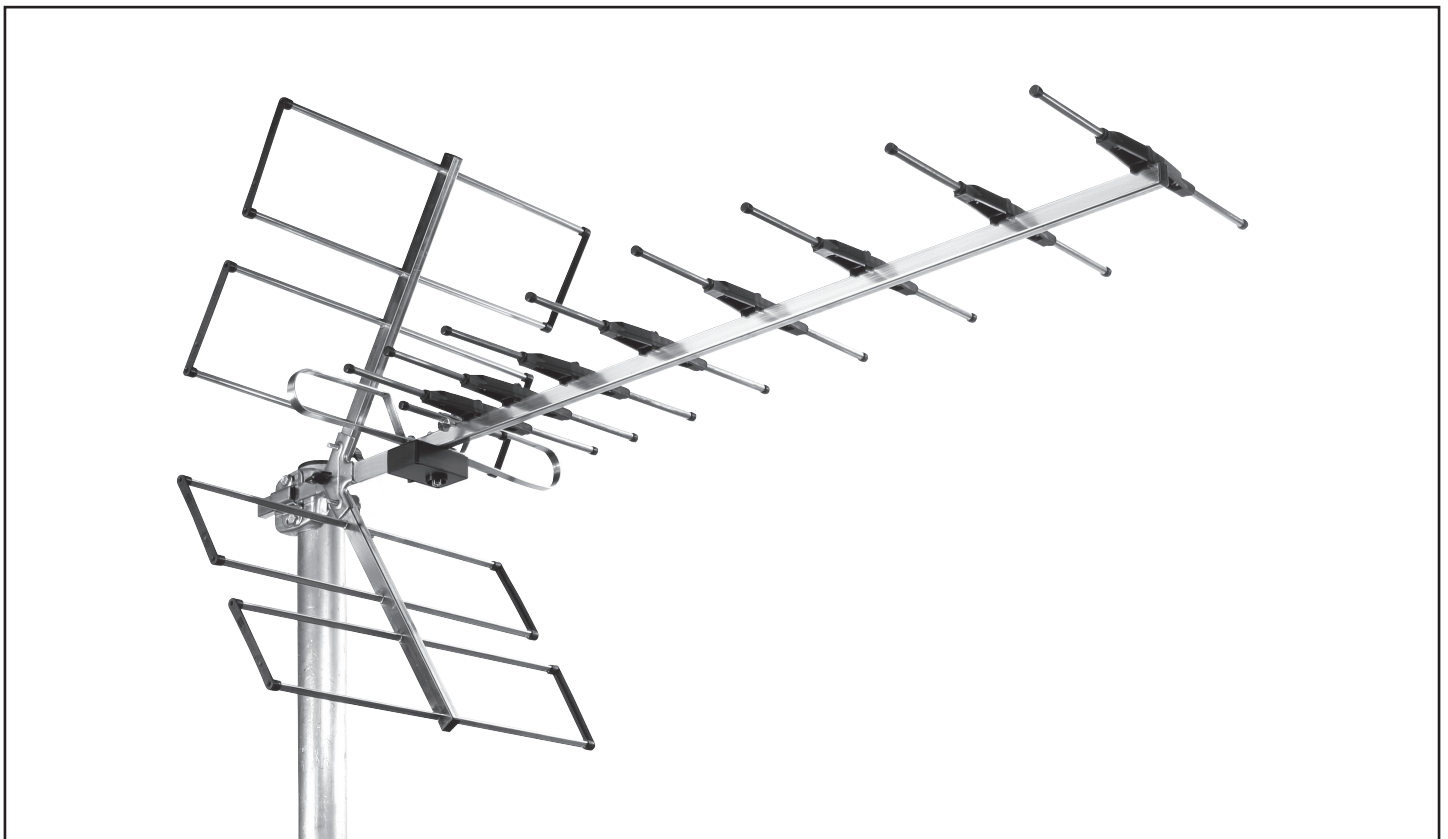




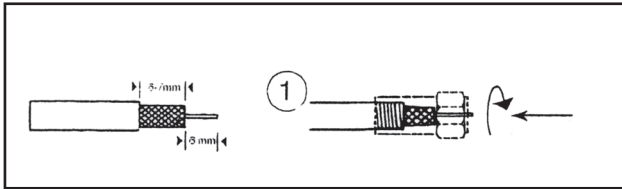
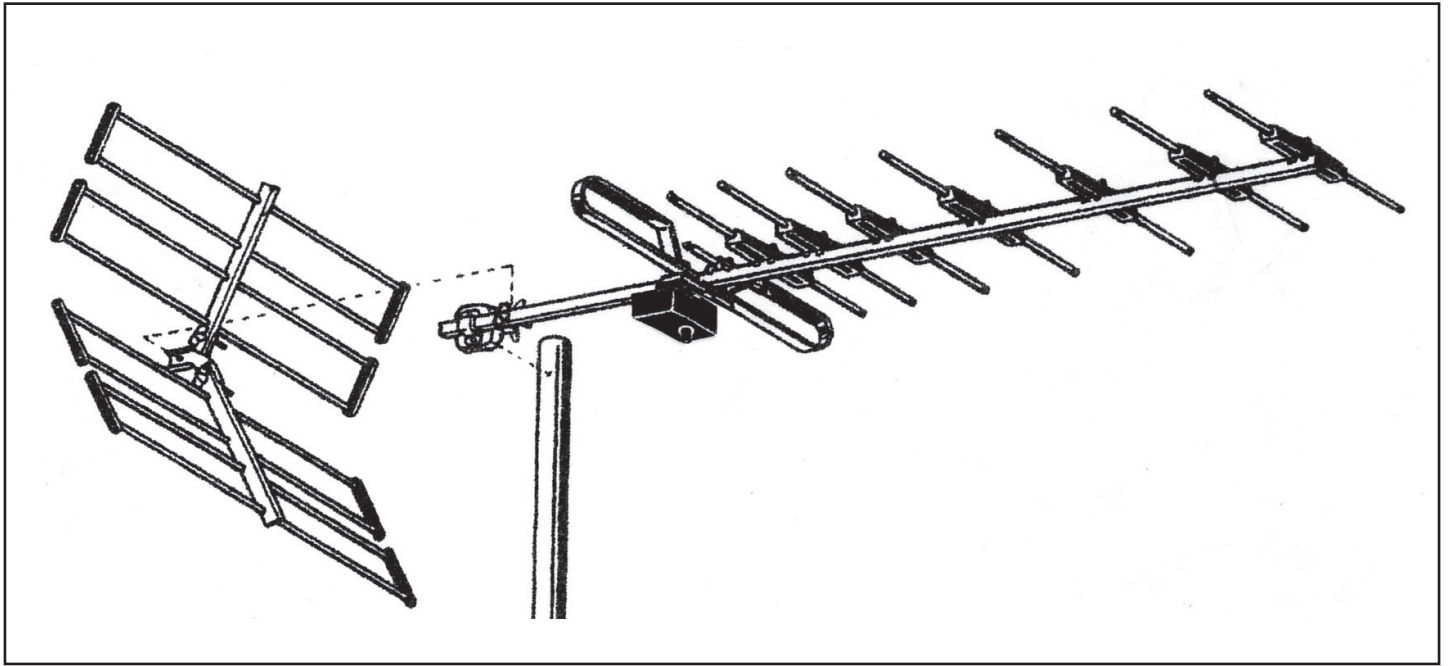
**Montagehinweis**  
**Mounting instruction**  
**Instructions de montage**  
**Instrucciones de Montaje**

**WISI EB 45 LTE UHF Antenne**  
**Antenna**  
**Antenne**  
**Antena**



**Kanäle 21-60, Elemente 29**  
**Channels 21-60, Elements 29**  
**Canaux 21-60, Éléments 29**  
**Canales 21-60, Elementos 29**

# Montage / Mounting / Montage / Montaje



## Technische Daten

---

Kanäle	21-60
Elemente	29
Gewinn max.	13 dB
Vor-/Rückverhältnis	> 20 dB
Öffnungswinkel horizontal	39°
Öffnungswinkel vertikal	47°
Windlast horizontal	31,7 N
Windlast vertikal	-
Länge	1185 mm
Kabelanschluss in F-Technik	75 Ohm

## Technical Data

---

Channels	21-60
Elements	29
Gain max.	13 dB
Back / front ratio	>20 dB
Half power beam width horizontal	39°
Half power beam width vertical	47°
Wind loading horizontal	31.7 N
Wind loading vertical	-
Length	1185 mm
Connection	75 $\Omega$ , F-type-socket

## Données Techniques

---

Canaux	21-60
Éléments	29
Gain max.	13 dB
Rapport avant/arrière	> 20 dB
Angle d'ouverture horizontal	39°
Angle d'ouverture vertical	47°
Charge au vent horizontale	31,7 N
Charge au vent verticale	-
Longueur	1185 mm
Connexion	75 $\Omega$ , type F

## Especificaciones técnicas

---

Canales	21-60
Elementos	29
Ganancia max.	13 dB
Relación delante/atrás	>20 dB
Angulo apertura horiz.	39°
Angulo apertura vert.	47°
Carga viento horiz.	31.7 N
Carga viento vert.	-
Longitud	1185 mm
Conexión	75 $\Omega$ tipo F



**WISI Communications GmbH & Co. KG**  
Wilhelm-Sihn-Straße 5-7  
75223 Niefern-Oeschelbronn, GERMANY  
Tel.: +49 7233 / 66-292  
<http://www.wisi.de>

*excellence in digital ...*

Technische Änderungen und Druckfehler vorbehalten!

Technical Modifications reserved.  
WISI cannot be held liable for any printing error.

Sous réserve de modifications techniques et d'erreurs  
d'impressions.

¡Nos reservamos modificaciones técnicas y errores de  
imprensa!